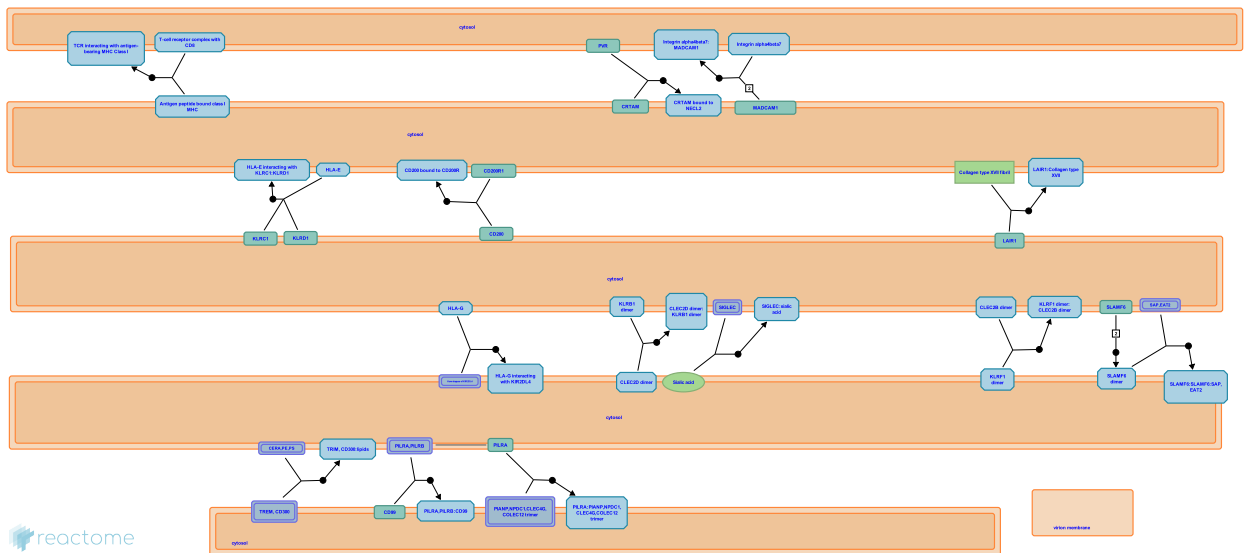


Immunoregulatory interactions between a Lymphoid and a non-Lymphoid cell



European Bioinformatics Institute, New York University Langone Medical Center, Ontario Institute for Cancer Research, Oregon Health and Science University.

The contents of this document may be freely copied and distributed in any media, provided the authors, plus the institutions, are credited, as stated under the terms of [Creative Commons Attribution 4.0 International \(CC BY 4.0\) License](https://creativecommons.org/licenses/by/4.0/). For more information see our [license](https://creativecommons.org/licenses/by/4.0/).

Introduction

Reactome is open-source, open access, manually curated and peer-reviewed pathway database. Pathway annotations are authored by expert biologists, in collaboration with Reactome editorial staff and cross-referenced to many bioinformatics databases. A system of evidence tracking ensures that all assertions are backed up by the primary literature. Reactome is used by clinicians, geneticists, genomics researchers, and molecular biologists to interpret the results of high-throughput experimental studies, by bioinformaticians seeking to develop novel algorithms for mining knowledge from genomic studies, and by systems biologists building predictive models of normal and disease variant pathways.

The development of Reactome is supported by grants from the US National Institutes of Health (P41 HG003751), University of Toronto (CFREF Medicine by Design), European Union (EU STRP, EMI-CD), and the European Molecular Biology Laboratory (EBI Industry program).

Literature references

- Fabregat, A., Sidiropoulos, K., Viteri, G., Forner, O., Marin-Garcia, P., Arnau, V. et al. (2017). Reactome pathway analysis: a high-performance in-memory approach. *BMC bioinformatics*, 18, 142. [↗](#)
- Sidiropoulos, K., Viteri, G., Sevilla, C., Jupe, S., Webber, M., Orlic-Milacic, M. et al. (2017). Reactome enhanced pathway visualization. *Bioinformatics*, 33, 3461-3467. [↗](#)
- Fabregat, A., Jupe, S., Matthews, L., Sidiropoulos, K., Gillespie, M., Garapati, P. et al. (2018). The Reactome Pathway Knowledgebase. *Nucleic Acids Res*, 46, D649-D655. [↗](#)
- Fabregat, A., Korninger, F., Viteri, G., Sidiropoulos, K., Marin-Garcia, P., Ping, P. et al. (2018). Reactome graph database: Efficient access to complex pathway data. *PLoS computational biology*, 14, e1005968. [↗](#)

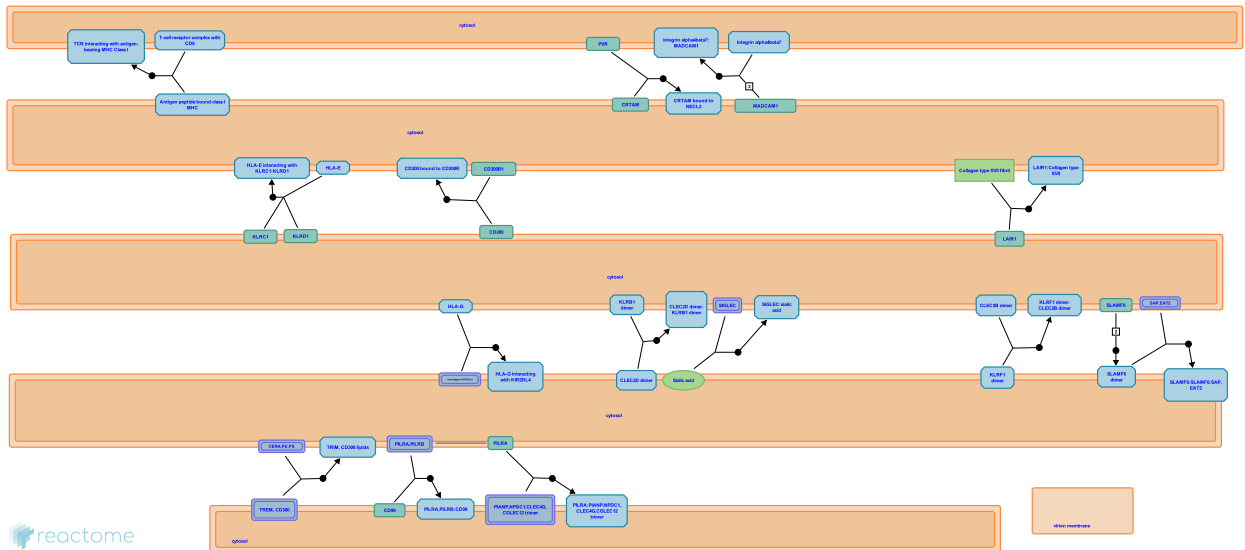
Reactome database release: 75

This document contains 1 pathway and 15 reactions ([see Table of Contents](#))

Immunoregulatory interactions between a Lymphoid and a non-Lymphoid cell ↗

Stable identifier: R-BTA-198933

Inferred from: Immunoregulatory interactions between a Lymphoid and a non-Lymphoid cell (Homo sapiens)



This event has been computationally inferred from an event that has been demonstrated in another species.

The inference is based on the homology mapping from PANTHER. Briefly, reactions for which all involved PhysicalEntities (in input, output and catalyst) have a mapped orthologue/paralogue (for complexes at least 75% of components must have a mapping) are inferred to the other species. High level events are also inferred for these events to allow for easier navigation.

[More details and caveats of the event inference in Reactome.](/electronic_inference_compara.html) For details on PANTHER see also: <http://www.pantherdb.org/about.jsp>

TCR complex interacts with peptide antigen-presenting MHC Class I ↗

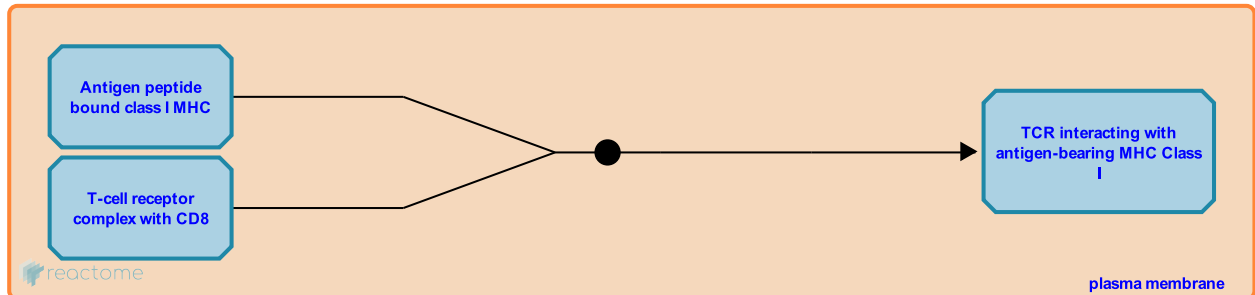
Location: Immunoregulatory interactions between a Lymphoid and a non-Lymphoid cell

Stable identifier: R-BTA-198955

Type: binding

Compartments: plasma membrane

Inferred from: TCR complex interacts with peptide antigen-presenting MHC Class I (Homo sapiens)



This event has been computationally inferred from an event that has been demonstrated in another species.

The inference is based on the homology mapping from PANTHER. Briefly, reactions for which all involved PhysicalEntities (in input, output and catalyst) have a mapped orthologue/paralogue (for complexes at least 75% of components must have a mapping) are inferred to the other species. High level events are also inferred for these events to allow for easier navigation.

[More details and caveats of the event inference in Reactome.](/electronic_inference_compara.html) For details on PANTHER see also: <http://www.pantherdb.org/about.jsp>

MADCAM1-1 binds Integrin alpha4beta7 ↗

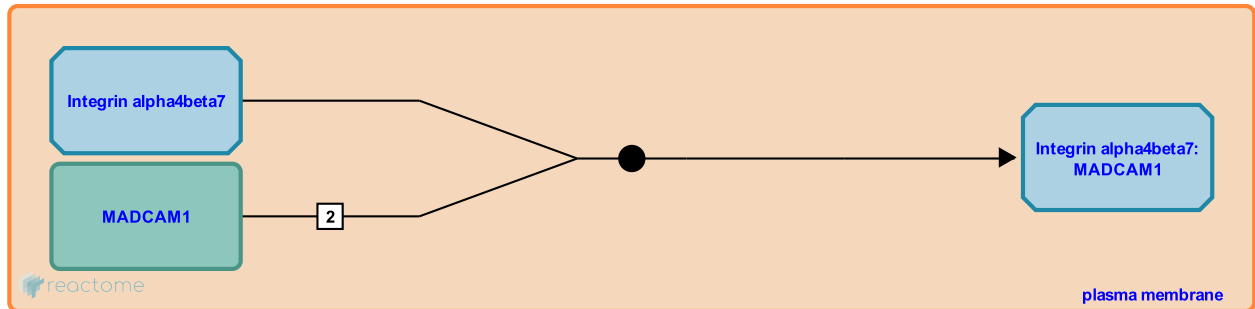
Location: Immunoregulatory interactions between a Lymphoid and a non-Lymphoid cell

Stable identifier: R-BTA-199032

Type: binding

Compartments: plasma membrane

Inferred from: [MADCAM1-1 binds Integrin alpha4beta7 \(Homo sapiens\)](#)



This event has been computationally inferred from an event that has been demonstrated in another species.

The inference is based on the homology mapping from PANTHER. Briefly, reactions for which all involved PhysicalEntities (in input, output and catalyst) have a mapped orthologue/paralogue (for complexes at least 75% of components must have a mapping) are inferred to the other species. High level events are also inferred for these events to allow for easier navigation.

[More details and caveats of the event inference in Reactome.](/electronic_inference_compara.html) For details on PANTHER see also: <http://www.pantherdb.org/about.jsp>

KLRC1:KLRD1 heterodimer interacts with HLA-E ↗

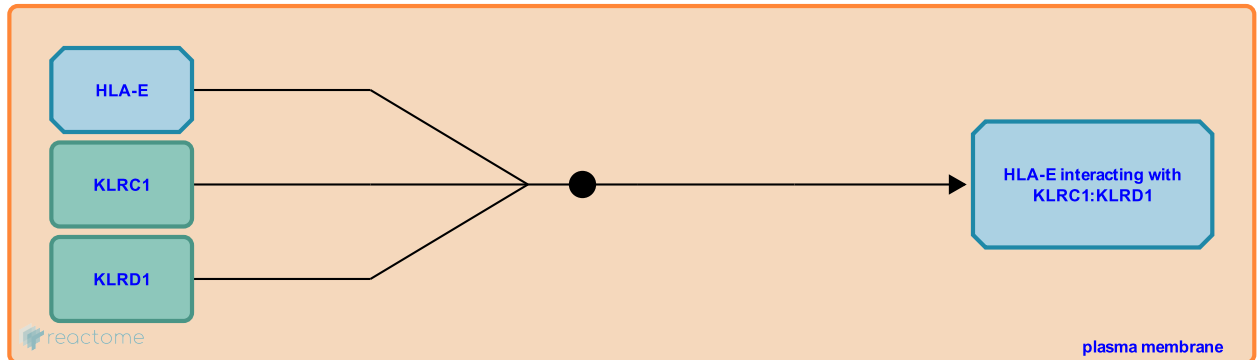
Location: Immunoregulatory interactions between a Lymphoid and a non-Lymphoid cell

Stable identifier: R-BTA-199062

Type: binding

Compartments: plasma membrane

Inferred from: KLRC1:KLRD1 heterodimer interacts with HLA-E (Homo sapiens)



This event has been computationally inferred from an event that has been demonstrated in another species.

The inference is based on the homology mapping from PANTHER. Briefly, reactions for which all involved PhysicalEntities (in input, output and catalyst) have a mapped orthologue/paralogue (for complexes at least 75% of components must have a mapping) are inferred to the other species. High level events are also inferred for these events to allow for easier navigation.

[More details and caveats of the event inference in Reactome.](/electronic_inference_compara.html) For details on PANTHER see also: <http://www.pantherdb.org/about.jsp>

CRTAM binds to NECL2 ↗

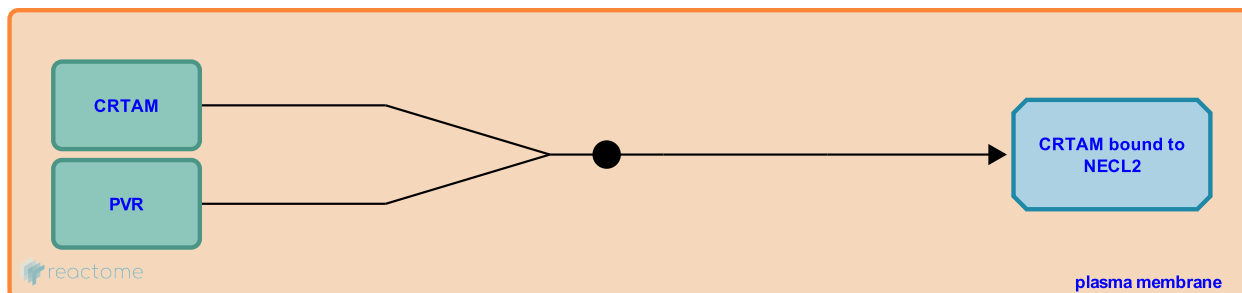
Location: Immunoregulatory interactions between a Lymphoid and a non-Lymphoid cell

Stable identifier: R-BTA-199112

Type: binding

Compartments: plasma membrane

Inferred from: [CRTAM binds to NECL2 \(Homo sapiens\)](#)



This event has been computationally inferred from an event that has been demonstrated in another species.

The inference is based on the homology mapping from PANTHER. Briefly, reactions for which all involved PhysicalEntities (in input, output and catalyst) have a mapped orthologue/paralogue (for complexes at least 75% of components must have a mapping) are inferred to the other species. High level events are also inferred for these events to allow for easier navigation.

[More details and caveats of the event inference in Reactome.](/electronic_inference_compara.html) For details on PANTHER see also: <http://www.pantherdb.org/about.jsp>

CD200 binds to CD200R ↗

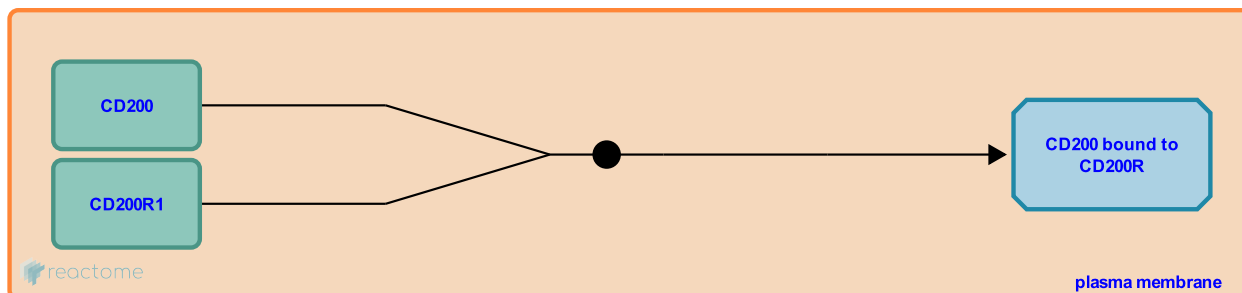
Location: [Immunoregulatory interactions between a Lymphoid and a non-Lymphoid cell](#)

Stable identifier: R-BTA-199154

Type: binding

Compartments: plasma membrane

Inferred from: [CD200 binds to CD200R \(Homo sapiens\)](#)



This event has been computationally inferred from an event that has been demonstrated in another species.

The inference is based on the homology mapping from PANTHER. Briefly, reactions for which all involved PhysicalEntities (in input, output and catalyst) have a mapped orthologue/paralogue (for complexes at least 75% of components must have a mapping) are inferred to the other species. High level events are also inferred for these events to allow for easier navigation.

[More details and caveats of the event inference in Reactome.](/electronic_inference_compara.html) For details on PANTHER see also: <http://www.pantherdb.org/about.jsp>

KIR2DL4 interacting with HLA-G ↗

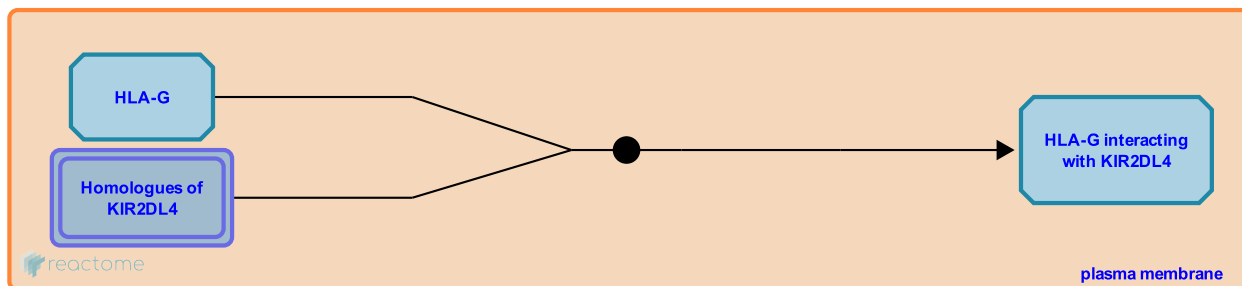
Location: Immunoregulatory interactions between a Lymphoid and a non-Lymphoid cell

Stable identifier: R-BTA-199579

Type: binding

Compartments: plasma membrane

Inferred from: KIR2DL4 interacting with HLA-G (Homo sapiens)



This event has been computationally inferred from an event that has been demonstrated in another species.

The inference is based on the homology mapping from PANTHER. Briefly, reactions for which all involved PhysicalEntities (in input, output and catalyst) have a mapped orthologue/paralogue (for complexes at least 75% of components must have a mapping) are inferred to the other species. High level events are also inferred for these events to allow for easier navigation.

[More details and caveats of the event inference in Reactome.](/electronic_inference_compara.html) For details on PANTHER see also: <http://www.pantherdb.org/about.jsp>

CLEC2D binds KLRB1 [↗](#)

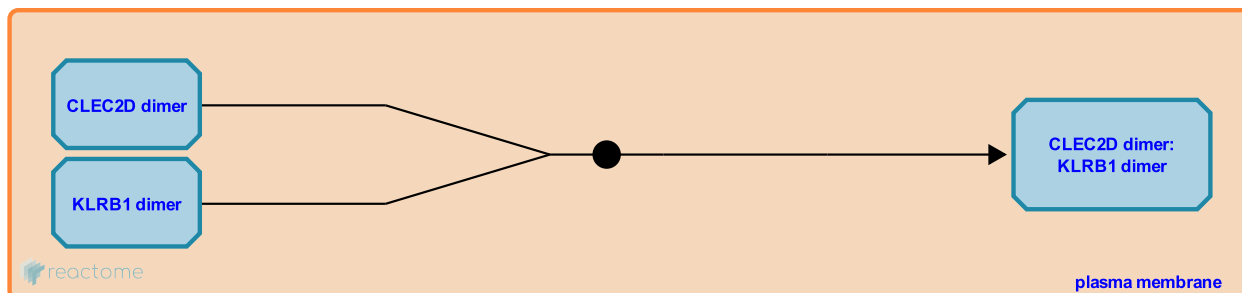
Location: Immunoregulatory interactions between a Lymphoid and a non-Lymphoid cell

Stable identifier: R-BTA-5685606

Type: binding

Compartments: plasma membrane

Inferred from: CLEC2D binds KLRB1 (Homo sapiens)



This event has been computationally inferred from an event that has been demonstrated in another species.

The inference is based on the homology mapping from PANTHER. Briefly, reactions for which all involved PhysicalEntities (in input, output and catalyst) have a mapped orthologue/paralogue (for complexes at least 75% of components must have a mapping) are inferred to the other species. High level events are also inferred for these events to allow for easier navigation.

[More details and caveats of the event inference in Reactome.](/electronic_inference_compara.html) For details on PANTHER see also: <http://www.pantherdb.org/about.jsp>

Sialic acid binds SIGLEC ↗

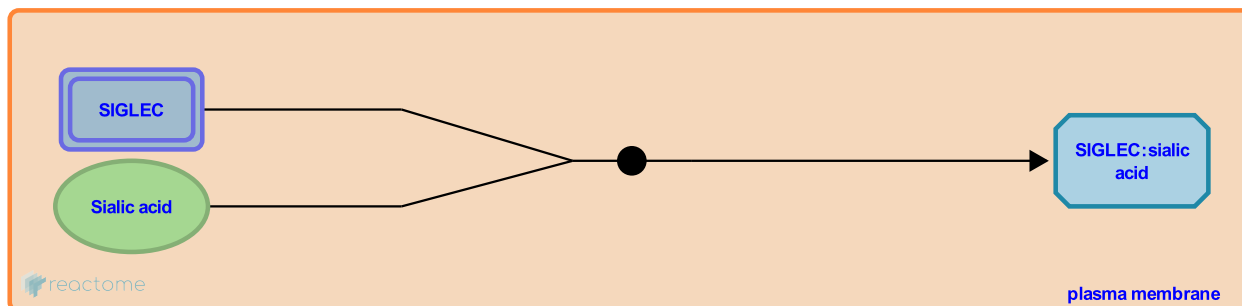
Location: Immunoregulatory interactions between a Lymphoid and a non-Lymphoid cell

Stable identifier: R-BTA-5685607

Type: binding

Compartments: plasma membrane

Inferred from: Sialic acid binds SIGLEC (Homo sapiens)



This event has been computationally inferred from an event that has been demonstrated in another species.

The inference is based on the homology mapping from PANTHER. Briefly, reactions for which all involved PhysicalEntities (in input, output and catalyst) have a mapped orthologue/paralogue (for complexes at least 75% of components must have a mapping) are inferred to the other species. High level events are also inferred for these events to allow for easier navigation.

[More details and caveats of the event inference in Reactome.](/electronic_inference_compara.html) For details on PANTHER see also: <http://www.pantherdb.org/about.jsp>

CLEC2B binds KLRF1 dimer ↗

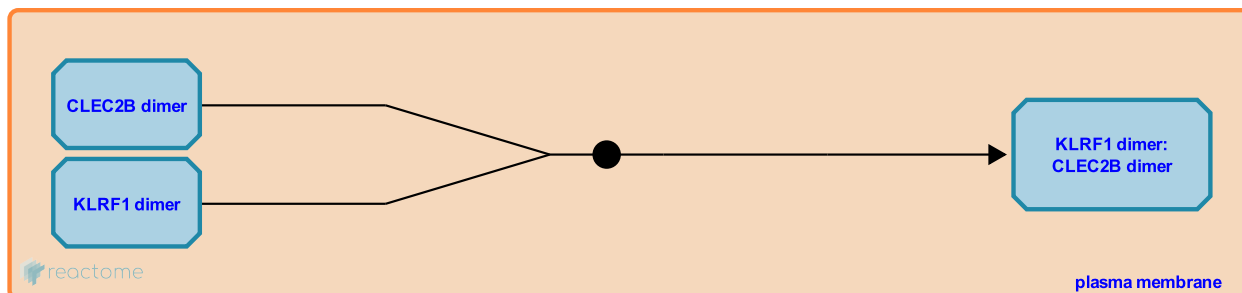
Location: Immunoregulatory interactions between a Lymphoid and a non-Lymphoid cell

Stable identifier: R-BTA-5685608

Type: binding

Compartments: plasma membrane

Inferred from: CLEC2B binds KLRF1 dimer (Homo sapiens)



This event has been computationally inferred from an event that has been demonstrated in another species.

The inference is based on the homology mapping from PANTHER. Briefly, reactions for which all involved PhysicalEntities (in input, output and catalyst) have a mapped orthologue/paralogue (for complexes at least 75% of components must have a mapping) are inferred to the other species. High level events are also inferred for these events to allow for easier navigation.

[More details and caveats of the event inference in Reactome.](/electronic_inference_compara.html) For details on PANTHER see also: <http://www.pantherdb.org/about.jsp>

SLAMF6 binds SLAMF6 ↗

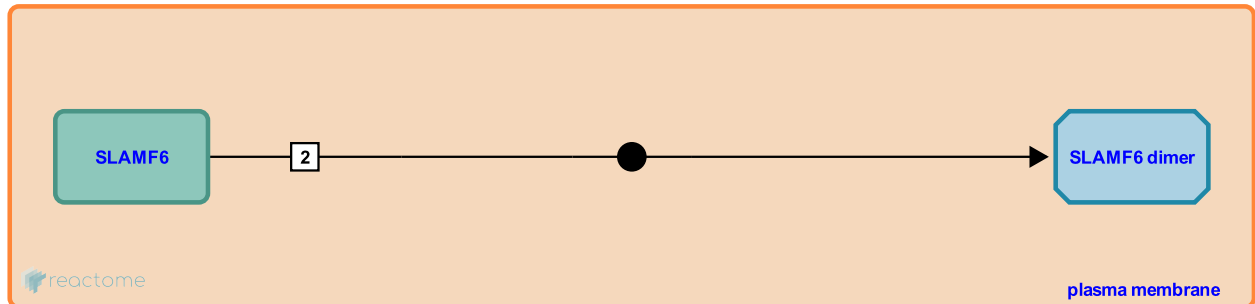
Location: [Immunoregulatory interactions between a Lymphoid and a non-Lymphoid cell](#)

Stable identifier: R-BTA-5685604

Type: binding

Compartments: plasma membrane

Inferred from: [SLAMF6 binds SLAMF6 \(Homo sapiens\)](#)



This event has been computationally inferred from an event that has been demonstrated in another species.

The inference is based on the homology mapping from PANTHER. Briefly, reactions for which all involved PhysicalEntities (in input, output and catalyst) have a mapped orthologue/paralogue (for complexes at least 75% of components must have a mapping) are inferred to the other species. High level events are also inferred for these events to allow for easier navigation.

[More details and caveats of the event inference in Reactome.](/electronic_inference_compara.html) For details on PANTHER see also: <http://www.pantherdb.org/about.jsp>

Followed by: [SAP and EAT2 binds SLAMF6](#)

SAP and EAT2 binds SLAMF6 ↗

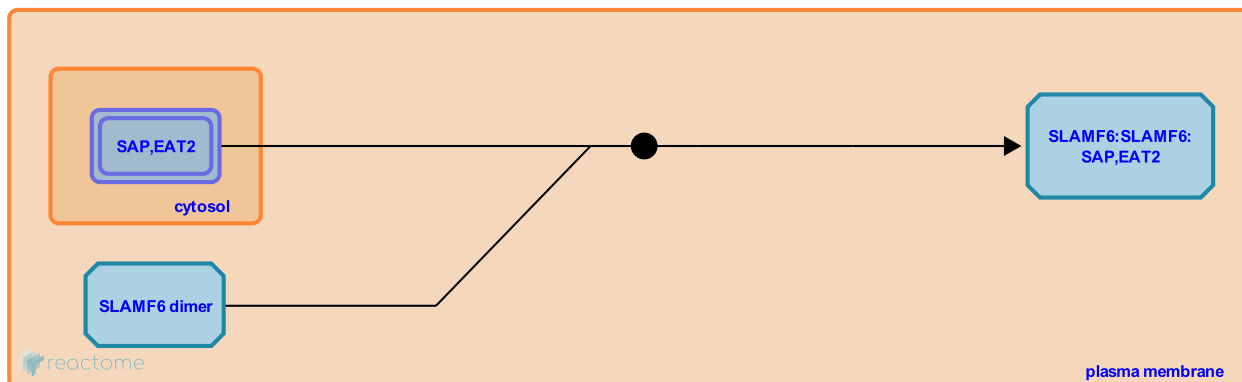
Location: Immunoregulatory interactions between a Lymphoid and a non-Lymphoid cell

Stable identifier: R-BTA-5685603

Type: binding

Compartments: plasma membrane, cytosol

Inferred from: SAP and EAT2 binds SLAMF6 (Homo sapiens)



This event has been computationally inferred from an event that has been demonstrated in another species.

The inference is based on the homology mapping from PANTHER. Briefly, reactions for which all involved PhysicalEntities (in input, output and catalyst) have a mapped orthologue/paralogue (for complexes at least 75% of components must have a mapping) are inferred to the other species. High level events are also inferred for these events to allow for easier navigation.

[More details and caveats of the event inference in Reactome.](/electronic_inference_compara.html) For details on PANTHER see also: <http://www.pantherdb.org/about.jsp>

Preceded by: [SLAMF6 binds SLAMF6](#)

LAIR1 binds collagen ↗

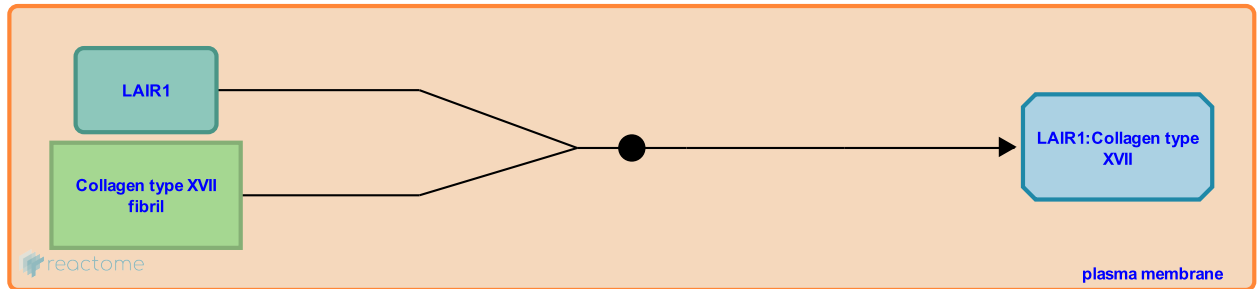
Location: [Immunoregulatory interactions between a Lymphoid and a non-Lymphoid cell](#)

Stable identifier: R-BTA-5686625

Type: binding

Compartments: plasma membrane

Inferred from: [LAIR1 binds collagen \(Homo sapiens\)](#)



This event has been computationally inferred from an event that has been demonstrated in another species.

The inference is based on the homology mapping from PANTHER. Briefly, reactions for which all involved PhysicalEntities (in input, output and catalyst) have a mapped orthologue/paralogue (for complexes at least 75% of components must have a mapping) are inferred to the other species. High level events are also inferred for these events to allow for easier navigation.

[More details and caveats of the event inference in Reactome.](/electronic_inference_compara.html) For details on PANTHER see also: <http://www.pantherdb.org/about.jsp>

TREM,CD300 binds lipids ↗

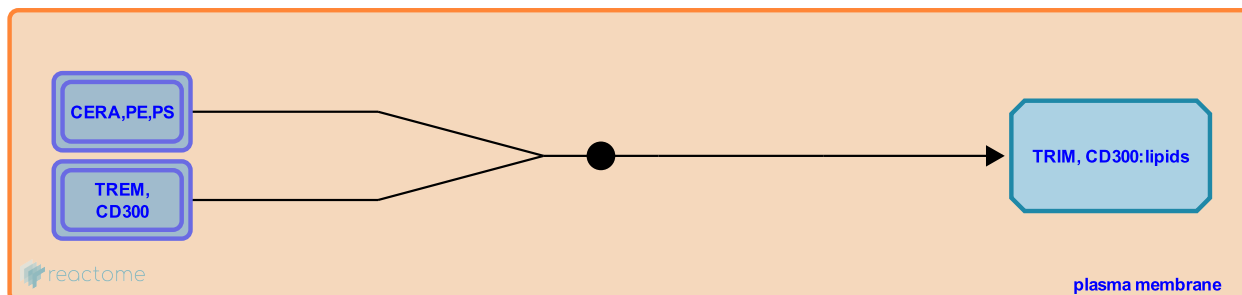
Location: Immunoregulatory interactions between a Lymphoid and a non-Lymphoid cell

Stable identifier: R-BTA-5696358

Type: binding

Compartments: plasma membrane

Inferred from: TREM,CD300 binds lipids (Homo sapiens)



This event has been computationally inferred from an event that has been demonstrated in another species.

The inference is based on the homology mapping from PANTHER. Briefly, reactions for which all involved PhysicalEntities (in input, output and catalyst) have a mapped orthologue/paralogue (for complexes at least 75% of components must have a mapping) are inferred to the other species. High level events are also inferred for these events to allow for easier navigation.

[More details and caveats of the event inference in Reactome.](/electronic_inference_compara.html) For details on PANTHER see also: <http://www.pantherdb.org/about.jsp>

PILRA binds PIANP, COLLEC12 trimer, NPDC1, CLEC4G ↗

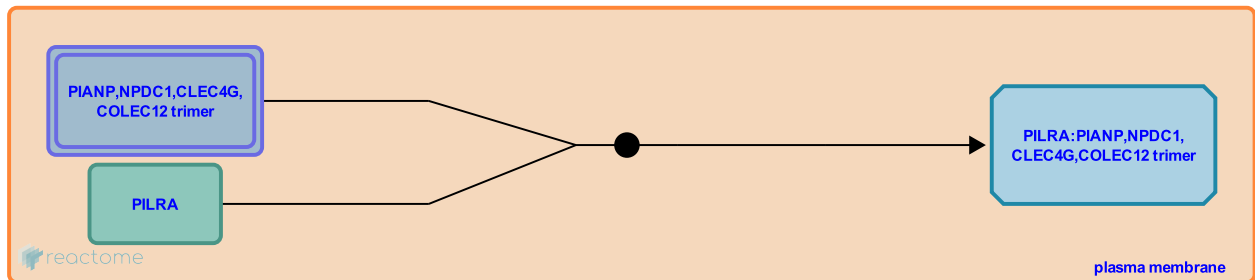
Location: Immunoregulatory interactions between a Lymphoid and a non-Lymphoid cell

Stable identifier: R-BTA-8862090

Type: binding

Compartments: plasma membrane

Inferred from: PILRA binds PIANP, COLLEC12 trimer, NPDC1, CLEC4G (Homo sapiens)



This event has been computationally inferred from an event that has been demonstrated in another species.

The inference is based on the homology mapping from PANTHER. Briefly, reactions for which all involved PhysicalEntities (in input, output and catalyst) have a mapped orthologue/paralogue (for complexes at least 75% of components must have a mapping) are inferred to the other species. High level events are also inferred for these events to allow for easier navigation.

[More details and caveats of the event inference in Reactome.](/electronic_inference_compara.html) For details on PANTHER see also: <http://www.pantherdb.org/about.jsp>

PILRA,PILRB bind CD99 ↗

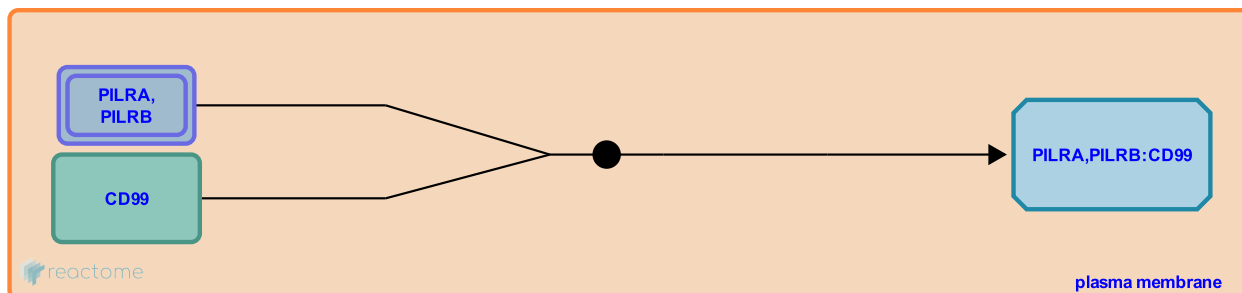
Location: Immunoregulatory interactions between a Lymphoid and a non-Lymphoid cell

Stable identifier: R-BTA-8862084

Type: binding

Compartments: plasma membrane

Inferred from: PILRA,PILRB bind CD99 (Homo sapiens)



This event has been computationally inferred from an event that has been demonstrated in another species.

The inference is based on the homology mapping from PANTHER. Briefly, reactions for which all involved PhysicalEntities (in input, output and catalyst) have a mapped orthologue/paralogue (for complexes at least 75% of components must have a mapping) are inferred to the other species. High level events are also inferred for these events to allow for easier navigation.

[More details and caveats of the event inference in Reactome.](/electronic_inference_compara.html) For details on PANTHER see also: <http://www.pantherdb.org/about.jsp>

Table of Contents

Introduction	1
🔗 Immunoregulatory interactions between a Lymphoid and a non-Lymphoid cell	2
🔗 TCR complex interacts with peptide antigen-presenting MHC Class I	3
🔗 MADCAM1-1 binds Integrin alpha4beta7	4
🔗 KLRC1:KLRD1 heterodimer interacts with HLA-E	5
🔗 CRTAM binds to NECL2	6
🔗 CD200 binds to CD200R	7
🔗 KIR2DL4 interacting with HLA-G	8
🔗 CLEC2D binds KLRB1	9
🔗 Sialic acid binds SIGLEC	10
🔗 CLEC2B binds KLRF1 dimer	11
🔗 SLAMF6 binds SLAMF6	12
🔗 SAP and EAT2 binds SLAMF6	13
🔗 LAIR1 binds collagen	14
🔗 TREM,CD300 binds lipids	15
🔗 PILRA binds PIANP, COLLEC12 trimer, NPDC1, CLEC4G	16
🔗 PILRA,PILRB bind CD99	17
Table of Contents	18