

Introduction

Reactome is open-source, open access, manually curated and peer-reviewed pathway database. Pathway annotations are authored by expert biologists, in collaboration with Reactome editorial staff and cross-referenced to many bioinformatics databases. A system of evidence tracking ensures that all assertions are backed up by the primary literature. Reactome is used by clinicians, geneticists, genomics researchers, and molecular biologists to interpret the results of high-throughput experimental studies, by bioinformaticians seeking to develop novel algorithms for mining knowledge from genomic studies, and by systems biologists building predictive models of normal and disease variant pathways.

The development of Reactome is supported by grants from the US National Institutes of Health (P41 HG003751), University of Toronto (CFREF Medicine by Design), European Union (EU STRP, EMI-CD), and the European Molecular Biology Laboratory (EBI Industry program).

Literature references

- Fabregat, A., Sidiropoulos, K., Viteri, G., Forner, O., Marin-Garcia, P., Arnau, V. et al. (2017). Reactome pathway analysis: a high-performance in-memory approach. *BMC bioinformatics*, 18, 142. [↗](#)
- Sidiropoulos, K., Viteri, G., Sevilla, C., Jupe, S., Webber, M., Orlic-Milacic, M. et al. (2017). Reactome enhanced pathway visualization. *Bioinformatics*, 33, 3461-3467. [↗](#)
- Fabregat, A., Jupe, S., Matthews, L., Sidiropoulos, K., Gillespie, M., Garapati, P. et al. (2018). The Reactome Pathway Knowledgebase. *Nucleic Acids Res*, 46, D649-D655. [↗](#)
- Fabregat, A., Korninger, F., Viteri, G., Sidiropoulos, K., Marin-Garcia, P., Ping, P. et al. (2018). Reactome graph database: Efficient access to complex pathway data. *PLoS computational biology*, 14, e1005968. [↗](#)

Reactome database release: 75

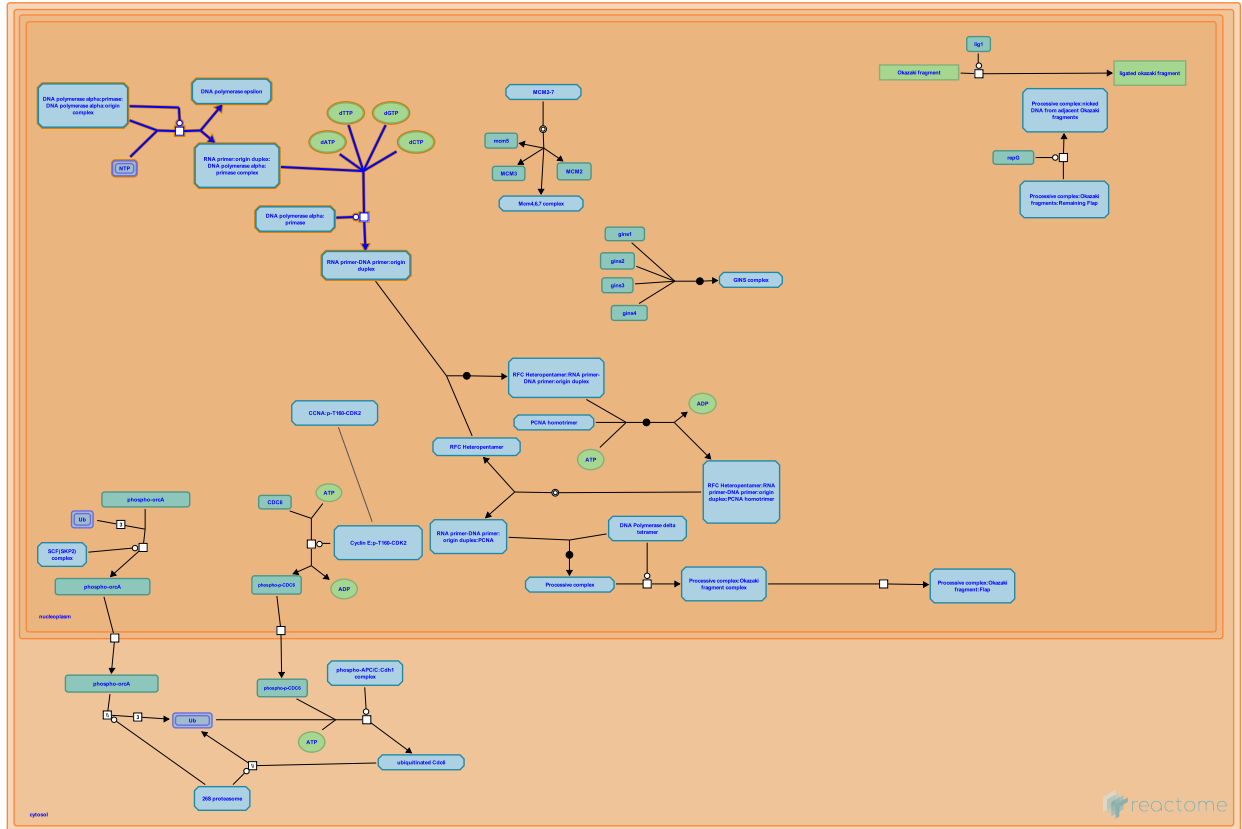
This document contains 1 pathway and 2 reactions ([see Table of Contents](#))

DNA replication initiation ↗

Stable identifier: R-DDI-68952

Compartments: nucleoplasm

Inferred from: DNA replication initiation (Homo sapiens)



This event has been computationally inferred from an event that has been demonstrated in another species.

The inference is based on the homology mapping from PANTHER. Briefly, reactions for which all involved PhysicalEntities (in input, output and catalyst) have a mapped orthologue/paralogue (for complexes at least 75% of components must have a mapping) are inferred to the other species. High level events are also inferred for these events to allow for easier navigation.

[More details and caveats of the event inference in Reactome.](/electronic_inference_compara.html) For details on PANTHER see also: <http://www.pantherdb.org/about.jsp>

The primase component of DNA polymerase:primase synthesizes a 6-10 nucleotide RNA primer at the origin ↗

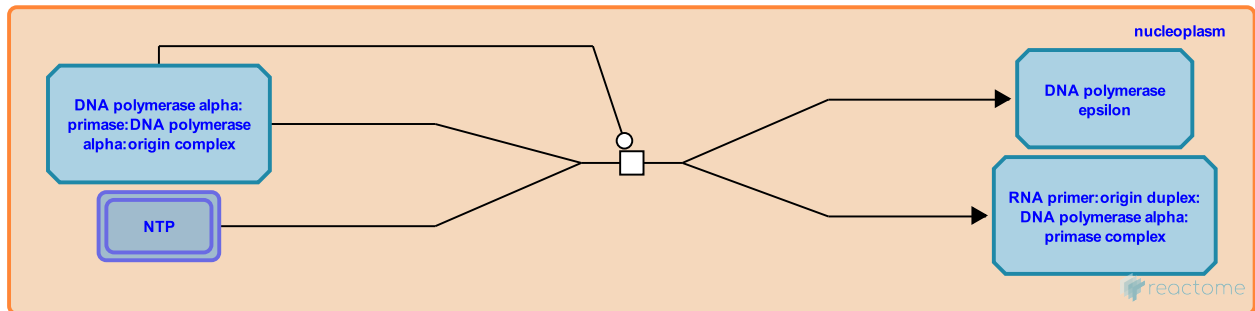
Location: [DNA replication initiation](#)

Stable identifier: R-DDI-68913

Type: transition

Compartments: nucleoplasm

Inferred from: [The primase component of DNA polymerase:primase synthesizes a 6-10 nucleotide RNA primer at the origin \(Homo sapiens\)](#)



This event has been computationally inferred from an event that has been demonstrated in another species.

The inference is based on the homology mapping from PANTHER. Briefly, reactions for which all involved PhysicalEntities (in input, output and catalyst) have a mapped orthologue/paralogue (for complexes at least 75% of components must have a mapping) are inferred to the other species. High level events are also inferred for these events to allow for easier navigation.

[More details and caveats of the event inference in Reactome.](/electronic_inference_compara.html) For details on PANTHER see also: <http://www.pantherdb.org/about.jsp>

Followed by: [The polymerase component of DNA polymerase alpha:primase synthesizes a 20-nucleotide primer at the origin](#)

The polymerase component of DNA polymerase alpha:primase synthesizes a 20-nucleotide primer at the origin ↗

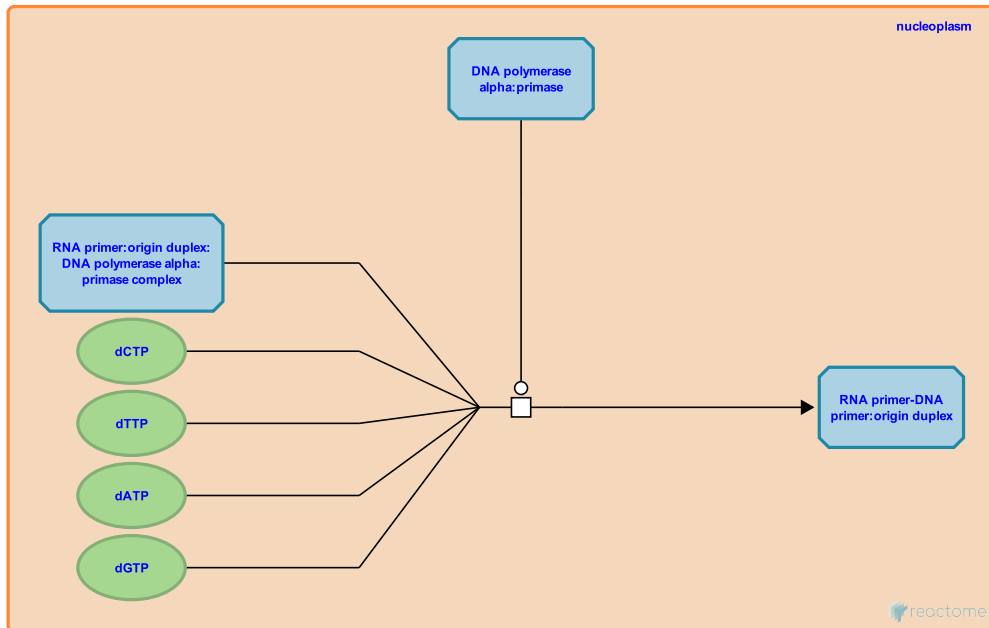
Location: [DNA replication initiation](#)

Stable identifier: R-DDI-68950

Type: transition

Compartments: nucleoplasm

Inferred from: [The polymerase component of DNA polymerase alpha:primase synthesizes a 20-nucleotide primer at the origin \(Homo sapiens\)](#)



This event has been computationally inferred from an event that has been demonstrated in another species.

The inference is based on the homology mapping from PANTHER. Briefly, reactions for which all involved PhysicalEntities (in input, output and catalyst) have a mapped orthologue/paralogue (for complexes at least 75% of components must have a mapping) are inferred to the other species. High level events are also inferred for these events to allow for easier navigation.

[More details and caveats of the event inference in Reactome.](/electronic_inference_compara.html) For details on PANTHER see also: <http://www.pantherdb.org/about.jsp>

Preceded by: [The primase component of DNA polymerase:primase synthesizes a 6-10 nucleotide RNA primer at the origin](#)

Table of Contents

Introduction	1
☒ DNA replication initiation	2
↳ The primase component of DNA polymerase:primase synthesizes a 6-10 nucleotide RNA primer at the origin	3
↳ The polymerase component of DNA polymerase alpha:primase synthesizes a 20-nucleotide primer at the origin	4
Table of Contents	5